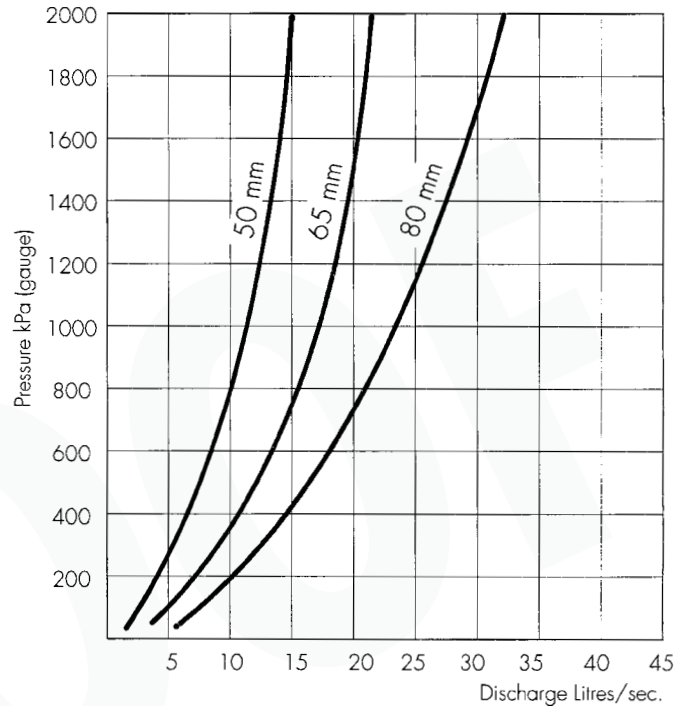
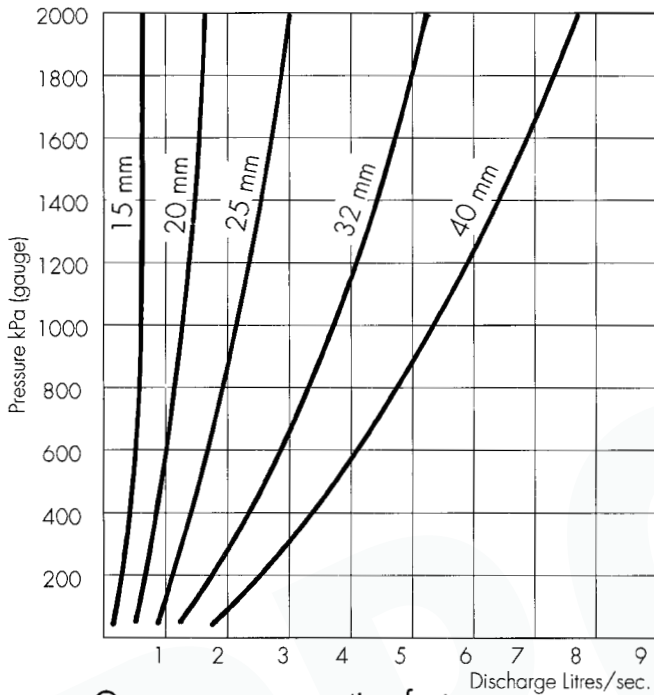


FIG. 68 PRESSURE RELIEF VALVES DISCHARGE CAPACITY

WATER DISCHARGE CAPACITY – Litres per second at 10% overpressure



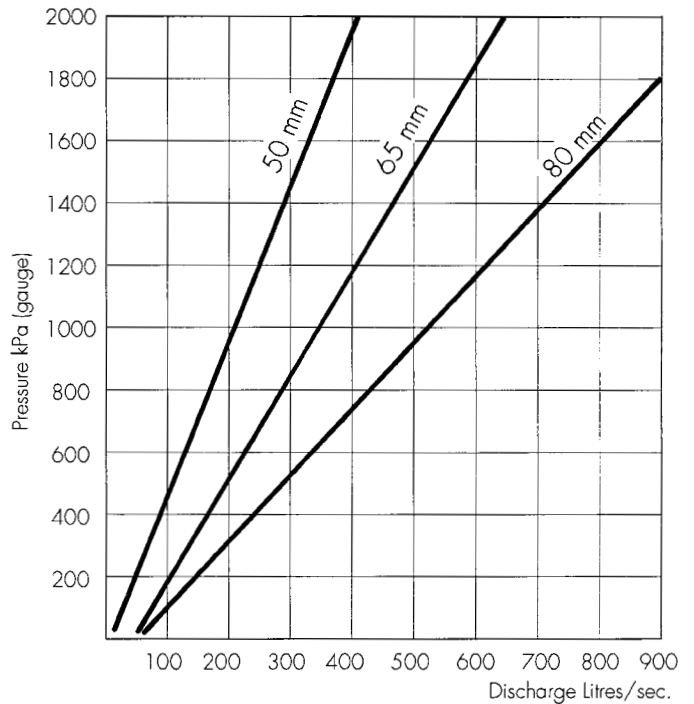
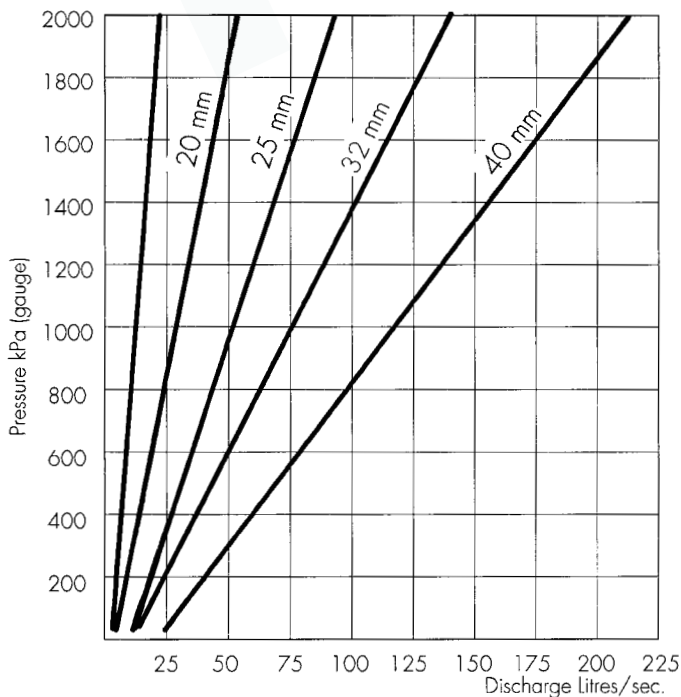
Overpressure correction factor:

%Overpressure	1	2	3	4	5	6	7	8	9	10	11	12	13	14	15	16	17	18	19	20	21	22	23	24	25
Correction factor	0.32	0.45	0.55	0.63	0.71	0.78	0.84	0.89	0.95	1.00	1.05	1.10	1.14	1.19	1.23	1.27	1.31	1.34	1.38	1.41	1.45	1.48	1.52	1.55	1.58

Specific gravity correction factor:

Specific Gravity	0.20	0.30	0.40	0.50	0.55	0.60	0.65	0.70	0.75	0.80	0.85	0.90	0.95	1.00	1.05	1.10	1.15	1.20	1.25	1.30	1.40	1.50	1.60	1.70	1.80	1.90	2.0	2.5	3.0	3.5	4.0
Correction Factor	0.45	0.55	0.63	0.71	0.74	0.78	0.81	0.84	0.87	0.90	0.92	0.95	0.98	1.00	1.03	1.05	1.07	1.10	1.12	1.14	1.18	1.22	1.26	1.30	1.34	1.38	1.41	1.58	1.73	1.87	2.00

AIR DISCHARGE CAPACITY – Specific gravity = 1; Temperature = 20°C



Temperature correction factor:

Temperature °C	0	5	10	15	20	25	30	40	50	60	80	100	120	140	160	180	200	220
Correction factor	1.04	1.03	1.02	1.01	1.00	0.99	0.98	0.97	0.95	0.94	0.91	0.89	0.86	0.85	0.82	0.80	0.78	0.77

Specific gravity correction factor :

Specific Gravity	0.50	0.55	0.60	0.65	0.70	0.75	0.80	0.85	0.90	0.95	1.00	1.05	1.10	1.15	1.20	1.25	1.30	1.40	1.50	1.60	1.70	1.80	1.90	2.00
Correction Factor	1.41	1.35	1.29	1.24	1.20	1.16	1.12	1.09	1.06	1.03	1.00	0.98	0.96	0.93	0.91	0.90	0.88	0.85	0.82	0.79	0.77	0.75	0.73	0.71