



JOHN VALVES™

The Valve People Since 1896

**VALVE SUPPLIER &
MANUFACTURER
SERVING AUSTRALIA,
NEW ZEALAND &
THE SOUTH PACIFIC**

- GATE VALVES
- GLOBE VALVES
- CHECK VALVES
- SAFETY/RELIEF VALVES
- BUTTERFLY VALVES
- BALL VALVES
- DIAPHRAGM VALVES
- KNIFEGATE VALVES
- LEVEL CONTROL VALVES
- PARALLEL SLIDE VALVES

CONTENTS

3	VALVE SPARES & REPAIRS
4	ABOUT JOHN VALVES
6	GATE VALVES
9	GLOBE VALVES
12	CHECK VALVES
16	SAFETY/RELIEF VALVES
19	BUTTERFLY VALVES
20	BALL VALVES
21	DIAPHRAGM VALVES
22	AIR VALVES
23	OTHER VALVES
	• NEEDLE VALVES
	• BLOW DOWN VALVES
	• LEVEL CONTROL VALVES
	• STRAINER VALVES
	• REDUCING VALVES
	• PARALLEL SLIDE VALVES
	• KNIFEGATE VALVES
	• PLUG VALVES
	• STEAM TRAP



VALVE SPARES AND REPAIRS

The experienced team at John Valves offers a wide range of repair and recondition services that include the reconditioning and recalibration of valves. We also supply boiler valve spares and gauge glass spares.

John Valve Spares

We hold a wide range of patterns and manufacturing drawings for a number of John Valves.

Valve Repairs

John Valves has in-house valve repair facilities and the expertise to overhaul a wide variety of valves in all materials.

Please contact the sales office for further assistance.

Specialist reconditioning services

We recondition, test and return valves 'as new' at substantially less than a new one would cost! All products are hydrostatically tested in accordance with the relevant application standards.

Stringent quality control

To ensure and maintain quality control, all of our highly skilled staff members have extensive industry experience. Test certificates can be supplied with every repair.



AUSTRALIA'S VALVE SUPPLIER.

John Valves has been expertly manufacturing industrial valves right here in Australia since 1896, proudly both strengthening the local economy and proving this country can still produce the very best in engineering.

Our reputation as a supplier of high-quality engineered products combined with our valued team and our outstanding customer service has contributed to John Valves becoming one of this country's leading producer of valves.

We use only the latest in industrial technology to produce our superior product lines, we stock an extensive range including gate, globe, check, butterfly, level control, air release and parallel slide valves, plus importantly we also offer our customers a specialty products to-order service.



VALVE SUPPLIER AND MANUFACTURER SERVING AUSTRALIA, NEW ZEALAND AND THE SOUTH PACIFIC.

The importance of valves

Many people think that one product is the same as the next, but we all know that manufacturing quality makes the difference between a working system and an on going maintenance problem. At John Valves, we have the experience, expertise and the product quality to ensure a continually operating installation.

The highly experienced team here at John Valves helps you carefully choose the correct product to provide the best performance in your application.

We are here to help

We have many years of experience with refurbishing and manufacturing valves. We ensure all valves are tested and certified

Designer and manufacturer

To ensure and maintain quality control, all of our highly skilled manufacturing and engineering personnel have extensive industry experience.

The team at John Valves services a wide range of industries from water and waste water to mining, food and beverage and process industries.

Our valves are skillfully designed and include a comprehensive range of gate, globe, butterfly, air release, parallel slide and check valves in bronze, cast iron and steel. We also have the ability to manufacture a number of the older valve designs with non standard face to face dimensions.

In addition to manufacturing and reconditioning we also offer specialist design service, engineering support and selection advice before supplying products to our valued customers.

Services and supplies

- A large range of new and reconditioned valves
- Valve modification
- Stem extensions
- Hard facing and stellite overlay
- OEM and urgent replacement spare parts
- Abrasive blasting and painting

Give our friendly staff a call today

From Globe, Check, Gate, Butterfly and Parallel slide valves, to Safety, Relief valves and more; we provide them all.

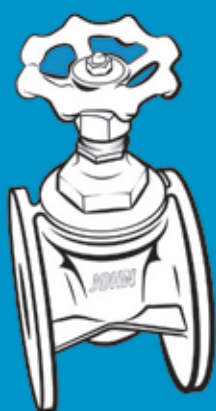
Give us a call for more information today **03 5336 2113**.



JOHN FIG 59/59M

GATE VALVE

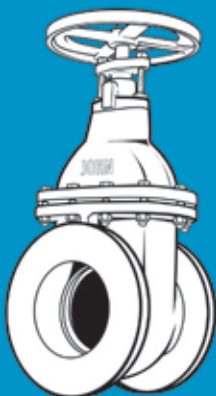
Type	Inside screw, Non-rising stem, Metal seated
Body Material	Bronze
Trim	Bronze
Pressure Range	PN21 / PN35
Size Range	DN15-DN80
End Connection	BSPF



JOHN FIG 60/60M

GATE VALVE

Type	Inside screw, Non-rising stem, Metal seated
Body Material	Bronze
Trim	Bronze
Pressure Range	PN14 / PN21
Size Range	DN15-DN100
Flange Connection	AS2129 Table E & F / ANSI / DIN



JOHN FIG PH600

GATE VALVE

Type	Inside screw, Non-rising stem, Metal seated
Body Material	Cast iron
Trim	Bronze
Pressure Range	PN14
Size Range	DN50-DN600
Flange Connection	AS4087 / AS2129 Table E / ANSI
Available Options	Open/Shut indicator / Chain wheels / Actuators: Bevel & Spur gearbox / Epoxy coating.



JOHN FIG PH601

GATE VALVE

Type	Outside screw, Rising stem, Metal seated
Body Material	Cast iron
Trim	Bronze
Pressure Range	PN14
Size Range	DN50-DN600
Flange Connection	AS4087 / AS2129 Table E / ANSI
Available Options	Open / Shut indicator / Chain wheels / Actuators: Bevel & Spur gearbox/ Epoxy coating.



JOHN FIG 600

GATE VALVE

Type	Inside screw, Non-rising stem, Metal seated
Body Material	Spheroidal graphite ductile iron
Trim	Bronze
Pressure Range	PN21
Size Range	DN50-DN1200
Flange Connection	AS4087 / AS2129 Table E&F / ANSI
Available Options	Open/Shut indicator / Chain wheels / Actuators: Bevel & Spur gearbox / Epoxy coating



JOHN FIG 601

GATE VALVE

Type	Outside screw, Rising stem, Metal seated
Body Material	Spheroidal graphite ductile iron
Trim	Bronze
Pressure Range	PN21
Size Range	DN50-DN1200
Flange Connection	AS4087 / AS2129 Table E&F / ANSI
Available Options	Open/Shut indicator / Chain wheels / Actuators: Bevel & Spur gearbox / Epoxy coating.



JOHN FIG 600G-601G

GATE VALVE


Type	Rising & Non-rising metal seated
Body Material	Spheroidal graphite ductile iron
Trim	Bronze
Pressure Range	PN21
Size Range	DN100-DN150
End Connection	Roll Groove
Available Options	Epoxy coating



JOHN FIG 6025

GATE VALVE

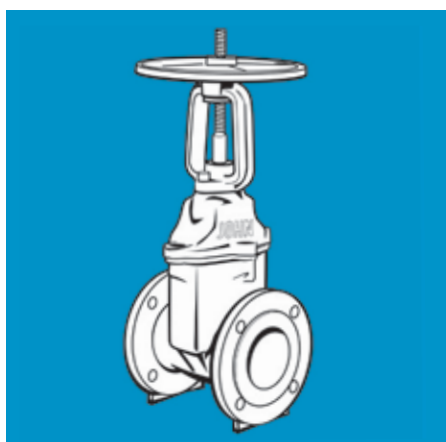
Type	Inside screw, Non-rising stem, Metal seated
Body Material	Spheroidal graphite ductile iron
Trim	Bronze
Pressure Range	PN21
Size Range	DN100-DN150
End Connection	Shoulder end
Available Options	Epoxy coating



JOHN FIG 630

GATE VALVE

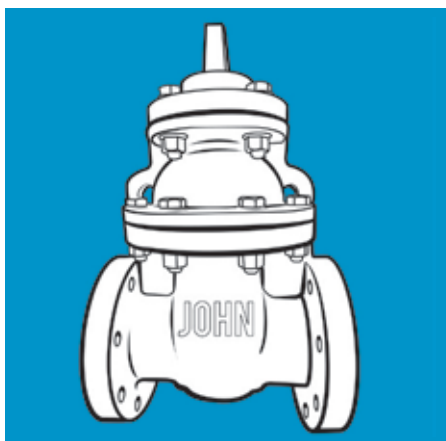
Type	Inside screw, Non-rising stem, Resilient seated
Body Material	Spheroidal graphite ductile iron (FBE coated)
Trim	EPDM (NBR on request)
Pressure Range	PN16 (PN21 on request)
Size Range	DN50-DN800
Flange Connection	AS4087 / AS2129 Table E&F / ANSI
Available Options	Actuator / Extension shaft / Handwheel / Stem cap



JOHN FIG 631

GATE VALVE

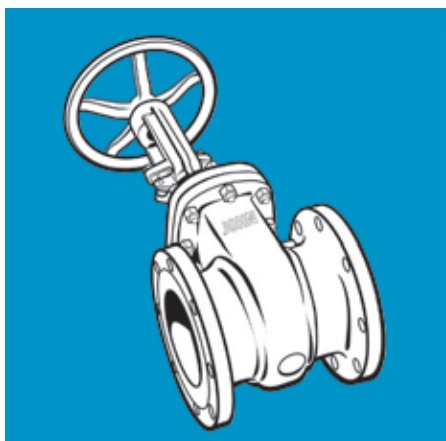
Type	Outside screw, Rising stem, Resilient seated
Body Material	Spheroidal graphite ductile iron (FBE coated)
Trim	EPDM (NBR on request)
Pressure Range	PN16 (PN21 on request)
Size Range	DN50-DN800
Flange Connection	AS4087 / AS2129 Table E&F / ANSI
Available Options	Actuator / Extension shaft / Handwheel / Stem cap



JOHN FIG 699

GATE VALVE

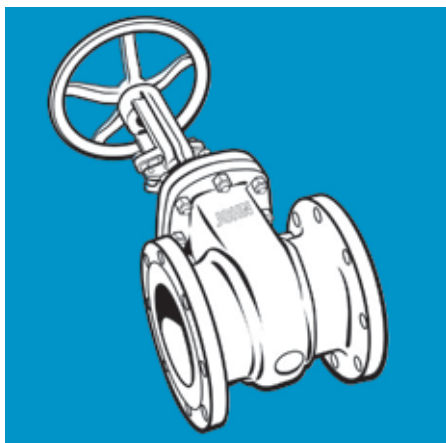
Type	High pressure, Inside screw, Non-rising stem, Metal seated
Body Material	Spheroidal graphite ductile iron (epoxy coated)
Trim	Bronze
Pressure Range	PN35
Size Range	DN80 -DN600
Flange Connection	AS4087 / AS2129 Table H / ANSI
Available Options	Actuator / Extension shaft / Handwheel / Stem cap



JOHN FIG 7010/7030/7060

GATE VALVE

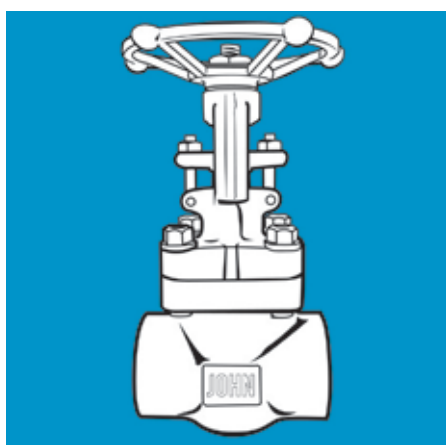
Type	Outside screw, Rising stem, Metal seated
Body Material	Carbon steel (WCB)
Trim	Stellite / CR13
Pressure Range	Class 150 / 300 / 600
Size Range	DN15-DN600
Flange Connection	ANSI RF
Available Options	Drilling to AS2129 Table D,E,F & H / ANSI / DIN



JOHN FIG 7010SS

GATE VALVE

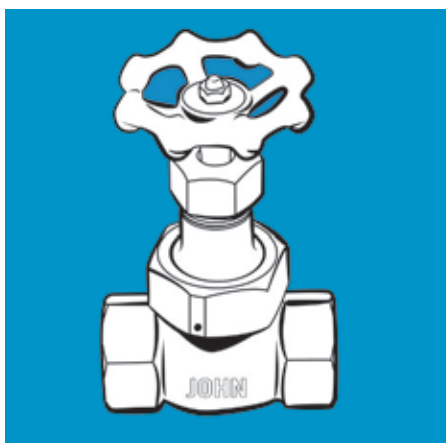
Type	Outside screw, Rising stem, Metal seated
Body Material	Stainless Steel
Trim	Stainless Steel + Stellite
Pressure Range	ANSI 150 / 300 / 600
Size Range	DN15-DN600
Flange Connection	ANSI RF
Available Options	Drilling to AS2129 Table D,E,F & H / ANSI / DIN



JOHN FIG 7080

GATE VALVE

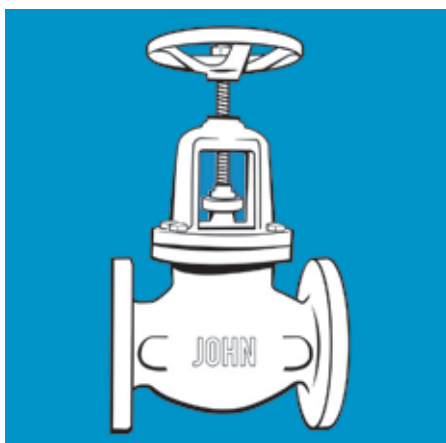
Type	Outside screw, Rising stem, Metal seated
Body Material	Forged steel (A105)
Trim	Stellite
Pressure Range	PN138 (ANSI 800)
Size Range	DN15-DN50
End Connection	Threaded BSP / NPT / Socket weld
Available Options	Butt weld ends / Flanged to suite customer Face to Face / ANSI 1500



JOHN FIG 1M

GLOBE VALVE

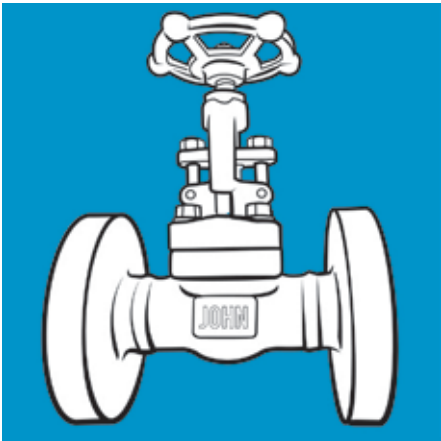
Type	Rising stem, Metal seated
Body Material	Bronze
Trim	Bronze
Pressure Range	PN21
Size Range	DN15-DN80
End Connection	BSPF



JOHN FIG PH201

GLOBE VALVE

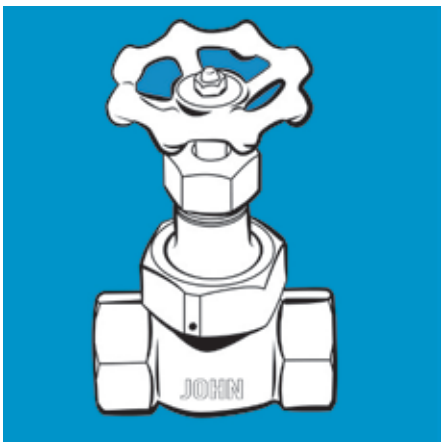
Type	Rising stem, Metal seated
Body Material	Cast Iron
Trim	Bronze
Pressure Range	PN14
Size Range	DN50-DN300
Flange Connection	AS2129 Table E / ANSI
Available Options	Epoxy coating / Actuator.



JOHN FIG 245

GLOBE VALVE

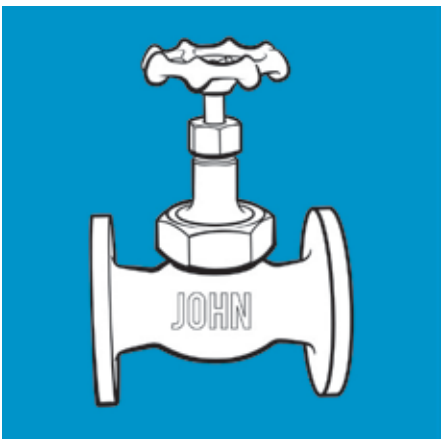
Type	High pressure rising stem, Metal seated
Body Material	Forged Steel (A105)
Trim	Stellite
Pressure Range	PN62
Size Range	DN15-DN50
Flange Connection	AS2129 Table D,E,F,H,J & K / ANSI / DIN



JOHN FIG 501

GLOBE VALVE

Type	Rising stem, Metal seated
Body Material	Bronze
Trim	Stainless steel
Pressure Range	PN40
Size Range	DN10-DN80
End Connection	BSPF
Available Options	SDNR / NPTF



JOHN FIG 502

GLOBE VALVE

Type	Rising stem, Metal seated
Body Material	Bronze
Trim	Stainless steel
Pressure Range	PN35
Size Range	DN20-DN80
Flange Connection	AS2129 Table E,F& H / ANSI



JOHN FIG 1100/1200

GLOBE VALVE

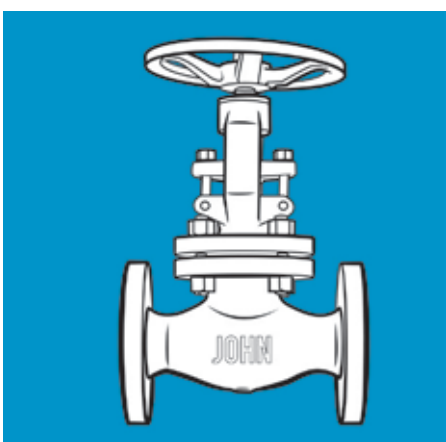
Type	Rising stem, Metal seated
Body Material	Carbon steel (WCB) / Bronze
Trim	Stainless steel
Pressure Range	PN35
Size Range	DN15-DN300
Flange Connection	AS2129 Table D,E,F & H / ANSI
Available Options	Pintle guided plug



JOHN FIG 1140/1240

GLOBE VALVE

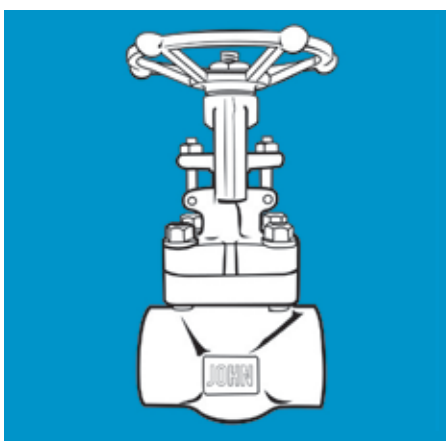
Type	Controllable lift check valve
Body Material	Carbon steel (WCB) / Bronze
Trim	Stainless steel
Pressure Range	PN35
Size Range	DN15-DN300
Flange Connection	AS2129 Table D,E,F & H / ANSI



JOHN FIG 7011/7031/7061

GLOBE VALVE

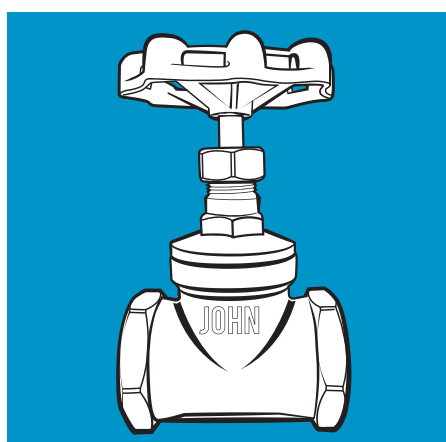
Type	Rising stem, Metal seated
Body Material	Carbon steel (WCB)
Trim	Stellite / CR13
Pressure Range	ANSI 150/300/600
Size Range	DN15-DN600
Flange Connection	ANSI RF
Available Options	Drilling to suit AS2129 Table D,E,F & H / ANSI / DIN



JOHN FIG 7081

GLOBE VALVE


Type	Rising stem, Metal seated
Body Material	Forged Steel (A105)
Trim	Stellite
Pressure Range	PN138 (ANSI 800)
Size Range	DN15-DN50
End Connection	BSPF / NPTF / SW
Available Options	Butt weld / Flanged to suit customers face to face / ANSI 1500



JOHN FIG VGL

GLOBE VALVE

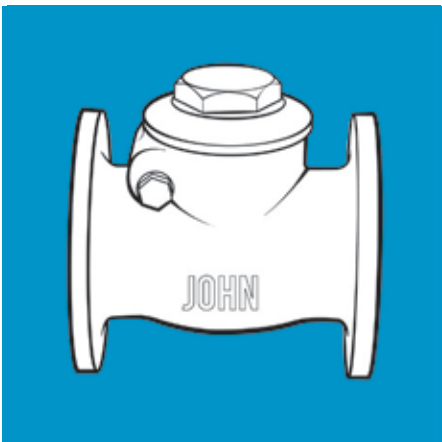
Type	Rising stem, Metal seated
Body Material	Stainless steel
Trim	Stainless steel
Pressure Range	PN10
Size Range	DN15-DN50
End Connection	BSPF
Available Options	Epoxy coating / Actuator.



JOHN FIG 4B

CHECK VALVE

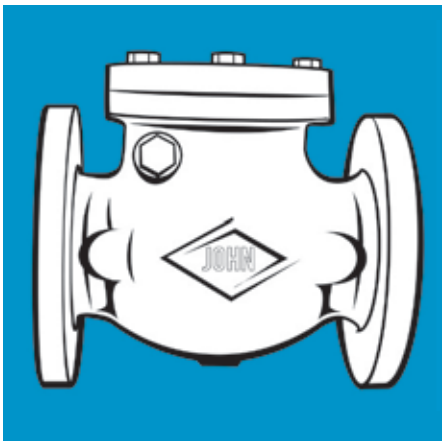
Type	Swing Check, Metal seated
Body Material	Bronze
Trim	Bronze
Pressure Range	PN21
Size Range	DN15-DN100
End Connection	BSPF



JOHN FIG 4BF

CHECK VALVE

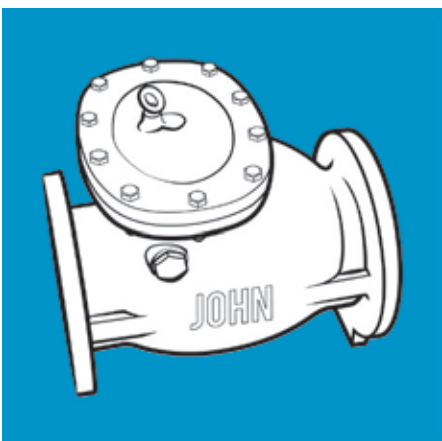
Type	Swing Check, Metal seated
Body Material	Bronze
Trim	Bronze
Pressure Range	PN21
Size Range	DN50-DN100
Flange Connection	AS2129 Table E & F / ANSI



JOHN FIG PH404E

CHECK VALVE

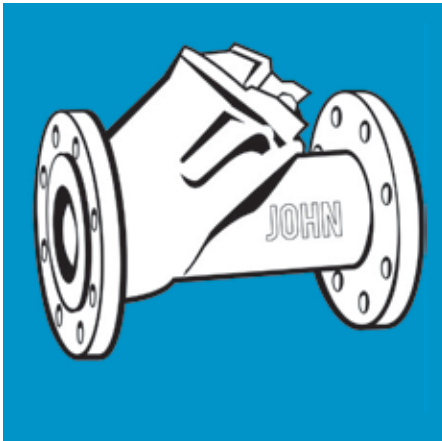
Type	Swing check, Metal seated
Body Material	Cast iron
Trim	Bronze
Pressure Range	PN14
Size Range	DN50-DN600
Flange Connection	AS2129 Table D & E / ANSI
Available Options	Lever & Weight / Epoxy coating.



JOHN FIG 404

CHECK VALVE

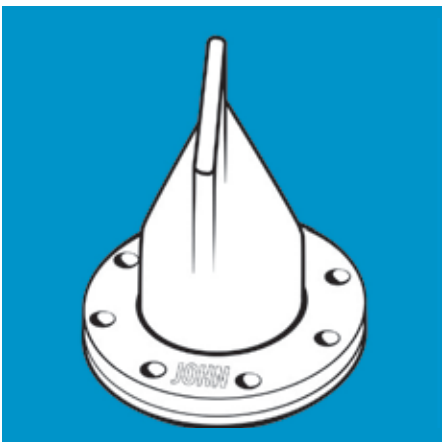
Type	Swing check, Metal seated
Body Material	Spheroidal graphite ductile iron
Trim	Bronze
Pressure Range	PN16 - PN21 - PN35
Size Range	DN50-DN750
Flange Connection	AS 4087 / AS2129 Table E,F & H / ANSI
Available Options	Lever & Weight / Limit switch / Position indicator / Guard cage / Epoxy coating



JOHN FIG 408

CHECK VALVE

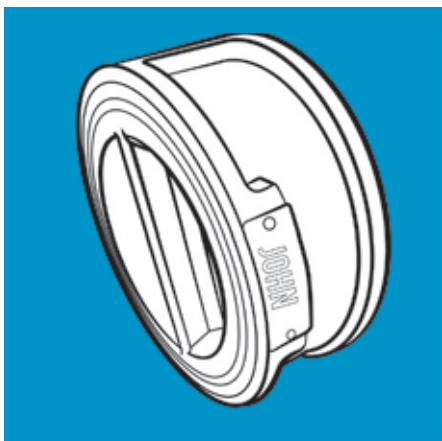
Type	Ball check, Metal seated
Body Material	Cast iron (FBE coated)
Trim	Rubber - Cedar Ball
Pressure Range	PN16
Size Range	DN50-DN300
Flange Connection	AS 4087 / AS2129 Table E / ANSI



JOHN FIG 410

CHECK VALVE

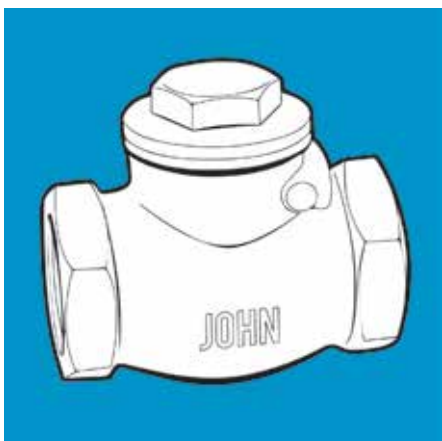
Type	Duckbill check, Resilient seated
Body Material	Rubber
Trim	Rubber
Pressure Range	PN16
Size Range	DN50-DN1200
Flange Connection	AS 4087 / AS2129 Table E / ANSI



JOHN FIG 430

CHECK VALVE

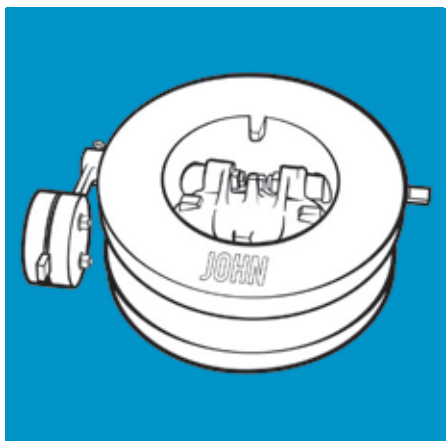
Type	Dual flap wafer check, Metal seated
Body Material	Spheroidal Graphite Ductile Iron (FBE Coated)
Trim	EPDM / 316 Stainless Steel
Pressure Range	PN16 (PN21 Available)
Size Range	DN50-DN1000
Flange Connection	AS 4087 / AS2129 Table E & F / ANSI
Available Options	Bronze or Duplex discs / PN21 Pressure rating / NBR or Viton seat.



JOHN FIG 521

CHECK VALVE

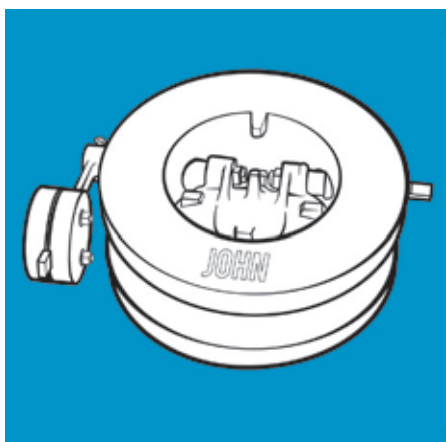
Type	Lift check, Metal seated
Body Material	Bronze
Trim	431 Stainless steel
Pressure Range	PN40
Size Range	DN8-DN80
End Connection	BSPT
Available Options	AS2129 Table D & E / ANSI



JOHN FIG 4200

CHECK VALVE

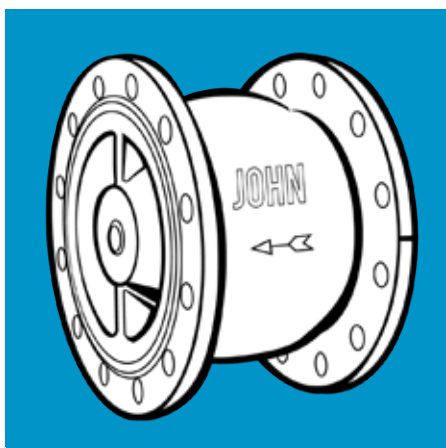
Type	Tilt Check, Resilient seated
Body Material	Spheroidal Graphite Ductile Iron (FBE Coated)
Trim	EPDM / 316 stainless steel
Pressure Range	PN10 & PN16
Size Range	DN200-DN1200
Flange Connection	AS 4087 / AS2129 Table E / ANSI
Available Options	Limit switch / Guard cage.



JOHN FIG 4205/4207

CHECK VALVE

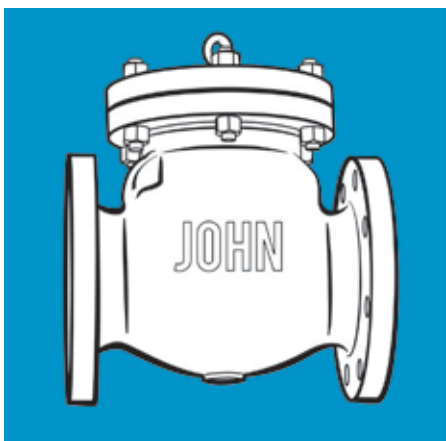
Type	Tilt Check, Metal seated
Body Material	Spheroidal Graphite Ductile Iron
Trim	Bronze
Pressure Range	PN16 / PN35
Size Range	DN150-DN1200
Flange Connection	AS 4087 / AS2129 Table E,F & H / ANSI
Available Options	Lever & Weight / Limit switch / Guard cage / Stainless steel trim



JOHN FIG 4400

CHECK VALVE

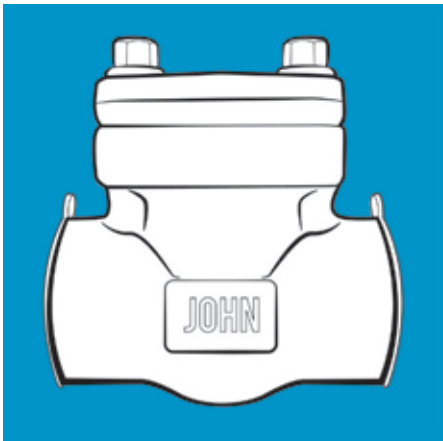
Type	Nozzle Check, Metal seated
Body Material	Spheroidal Graphite Ductile Iron
Trim	Stainless steel
Pressure Range	PN16 - PN35
Size Range	DN50-DN1400
Flange Connection	AS 4087 / AS2129 Table E,F & H / ANSI / Wafer
Available Options	Duplex & Super Duplex / Stainless steel



JOHN FIG 7012/7032/7062

CHECK VALVE

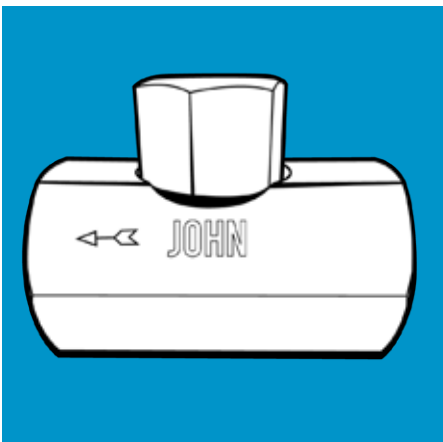
Type	Swing Check, Metal seated
Body Material	Carbon Steel (WCB)
Trim	Stellite / CR13
Pressure Range	Class 150 / 300 / 600
Size Range	DN15-DN600
Flange Connection	ANSI RF
Available Options	Drilling: AS2129 Table D,E,F & H / ANSI / DIN



JOHN FIG 7082

CHECK VALVE

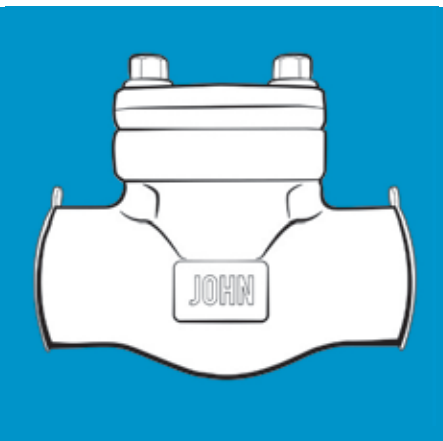
Type	Swing Check, Metal seated
Body Material	Forged steel (A105)
Trim	Stellite
Pressure Range	PN138 (ANSI 800)
Size Range	DN15-DN50
End Connection	BSPF / NPTF / SW
Available Options	End connection / Flanges welded to meet Special face to face requirements / ANSI 1500



JOHN FIG 7533

CHECK VALVE

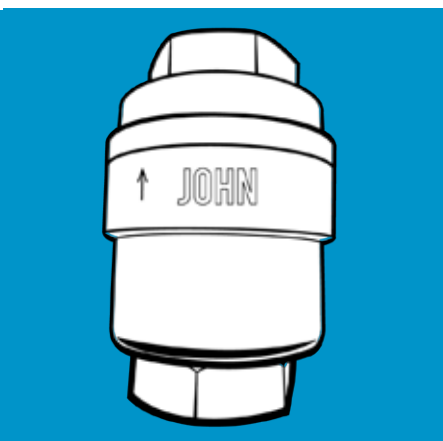
Type	Ball Check, Metal seated
Body Material	Stainless Steel / Carbon Steel (WCB)
Trim	Stainless Steel
Pressure Range	Upto PN40
Size Range	DN8-DN40
End Connection	BSPT
Available Options	NPT / SW ends



JOHN FIG 7884

CHECK VALVE

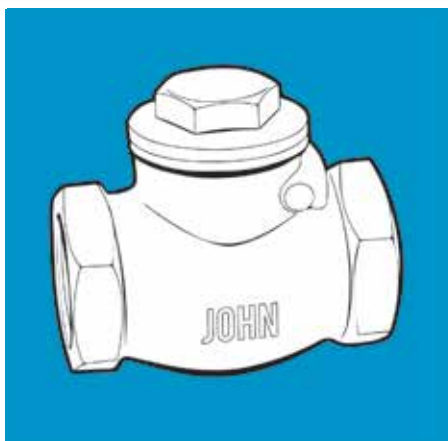
Type	Piston Check, Metal seated
Body Material	Forged steel (A105)
Trim	Stellite
Pressure Range	PN138 (ANSI 800)
Size Range	DN15-DN50
End Connection	BSPF / NPTF / SW
Available Options	Flanges welded to meet Special face to face requirements / ANSI 1500



JOHN FIG VLC

CHECK VALVE

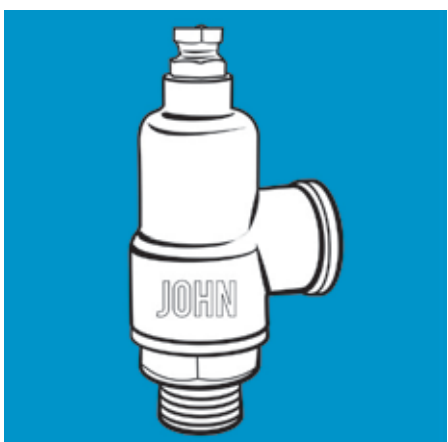
Type	Vertical Lift Check, Metal seated
Body Material	Bronze
Trim	Stainless Steel
Pressure Range	PN35
Size Range	DN32/DN40/DN50
End Connection	BSPF
Available Options	NPT



JOHN FIG VSC

CHECK VALVE

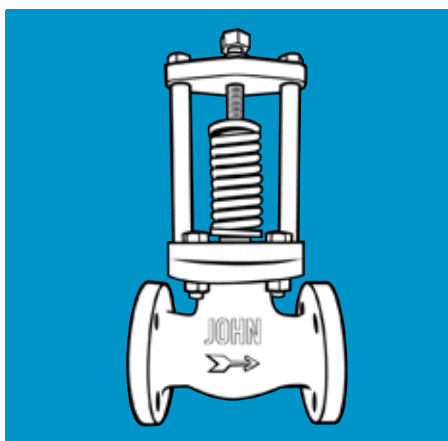
Type	Swing Check, Metal seated
Body Material	316 Stainless Steel (CF8M)
Trim	316 Stainless steel
Pressure Range	PN10
Size Range	DN8-DN80
End Connection	BSPF



JOHN FIG 68

SAFETY / RELIEF VALVES

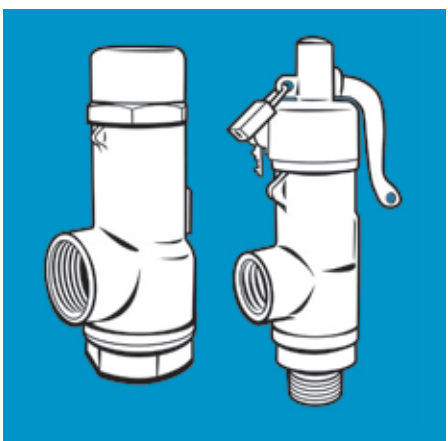
Type	Relief valve, Metal seated
Body Material	Bronze
Trim	Bronze
Pressure Range	PN15
Size Range	DN15-DN80
End Connection	BSPM x BSPF



JOHN FIG 560

SAFETY / RELIEF VALVES

Type	Sludge relief valve - Metal seated
Body Material	Carbon steel (WCB, EPOXY COATED)
Trim	Stainless steel
Pressure Range	BOP 70kpa to 1600kpa
Size Range	DN15-DN200
Flange Connection	AS4087 / AS2129 Table E / ANSI
Available Options	PTFE Trim



BAILEY FIG 707

SAFETY / RELIEF VALVES

Type	Bailey safety relief valve, Metal or Resilient seated
Body Material	Bronze
Trim	Stainless steel / EPDM
Pressure Range	PN24
Size Range	DN15-DN50
End Connection	BSPF
Available Options	NPTF/M / BSPM / Flanged / Lever or Dome cap.



BAILEY FIG 716

SAFETY / RELIEF VALVES


Type	Bailey safety relief valve, Metal or Resilient seated
Body Material	Bronze
Trim	Stainless steel / AFLAS
Pressure Range	Upto PN22
Size Range	DN15-DN50
End Connection	BSPF X BSPF / BSPM X BSPF
Available Options	NPTF / Flanged / Lever or Dome cap.



JOHN FIG 723

SAFETY / RELIEF VALVES


Type	Air relief valve, Resilient seated
Body Material	Brass
Trim	Brass / NBR
Pressure Range	PN12
Size Range	DN8-DN25
End Connection	BSPM



BAILEY FIG 746

SAFETY / RELIEF VALVES

Type	Bailey safety relief valve, Metal seated
Body Material	Carbon steel (WCB)
Trim	Stainless steel
Pressure Range	Upto PN40
Size Range	DN25-DN100
Flange Connection	AS2129 Table D,E,F & H / ANSI / DIN
Available Options	Lever or dome cap



JOHN FIG 748

SAFETY / RELIEF VALVES

Type	Safety valve, Metal seated
Body Material	Bronze
Trim	Bronze
Pressure Range	PN19.6
Size Range	DN15-DN50
End Connection	BSPM x BSPF



JOHN FIG 768

SAFETY / RELIEF VALVES

Type	Relief valve, Metal seated
Body Material	Bronze
Trim	Bronze
Pressure Range	PN19.6
Size Range	DN15-DN50
End Connection	BSPM x BSPF



JOHN FIG 768SS & ST

SAFETY / RELIEF VALVES

Type	Relief valve, Metal or PTFE seated
Body Material	Stainless steel
Trim	Stainless steel / PTFE
Pressure Range	PN20
Size Range	DN15-DN50
End Connection	BSPM x BSPF



JOHN FIG 848

SAFETY / RELIEF VALVES

Type	Safety valve, Metal seated
Body Material	Bronze
Trim	Stainless steel
Pressure Range	PN15
Size Range	DN15-DN50
End Connection	BSPM x BSPF



JOHN FIG 848SS

SAFETY / RELIEF VALVES

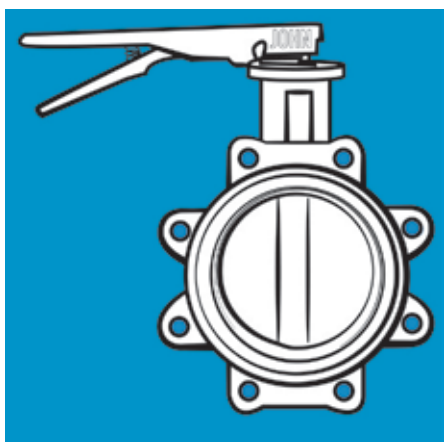
Type	Safety valve, Metal seated
Body Material	Stainless steel
Trim	Stainless steel
Pressure Range	PN15
Size Range	DN15-DN50
End Connection	BSPM x BSPF



JOHN FIG 843

BUTTERFLY VALVE

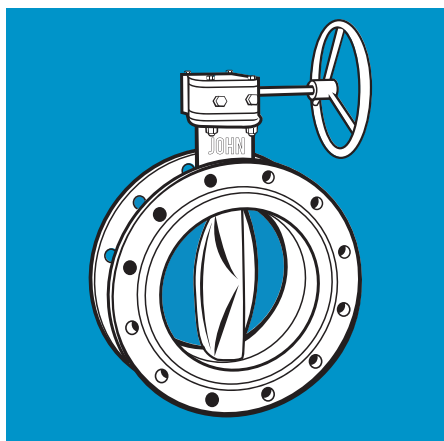
Type	Resilient seated, Wafer butterfly valve
Body Material	Ductile Iron (FBE coated)
Trim	EPDM / CF8M (316 Stainless Steel)
Pressure Range	PN16 / PN21
Size Range	DN50-DN1200
Flange Connection	AS4087 / AS2129 Table D & E / ANSI
Available Options	Gearbox, chainwheel, lever, Pneumatic/electric actuator Shaft extension / NBR, Viton, PTFE seats.



JOHN FIG 844

BUTTERFLY VALVE

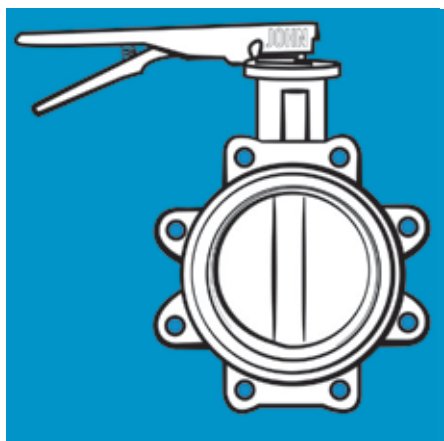
Type	Resilient seated, Lugged butterfly valve
Body Material	Ductile Iron (FBE coated)
Trim	EPDM / CF8M (316 Stainless Steel)
Pressure Range	PN16
Size Range	DN50-DN1200
Flange Connection	AS2129 Table E / others available
Available Options	Gearbox / chainwheel, lever / Pneumatic/electric actuator / Shaft extension / NBR, Viton, PTFE seats / ANSI 150 / AS 4087



JOHN FIG 845

BUTTERFLY VALVE

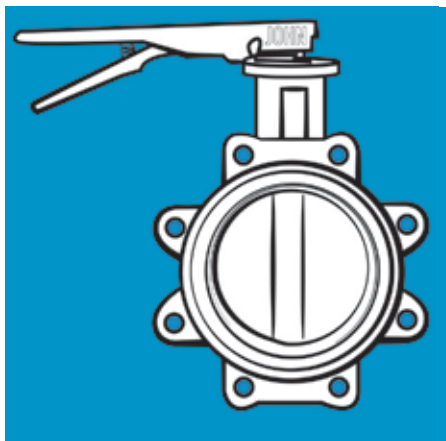
Type	Double flanged seal on body butterfly valve
Body Material	Ductile Iron (FBE coated)
Trim	EPDM / CF8M
Pressure Range	PN16 (PN21 available)
Size Range	DN80-DN1800
Flange Connection	AS 4087 / AS2129 Table E & F/ ANSI
Available Options	Gearbox operated w/hand wheel / Pneumatic/electric actuator / Chain wheel / Shaft extension.



JOHN FIG 846

BUTTERFLY VALVE

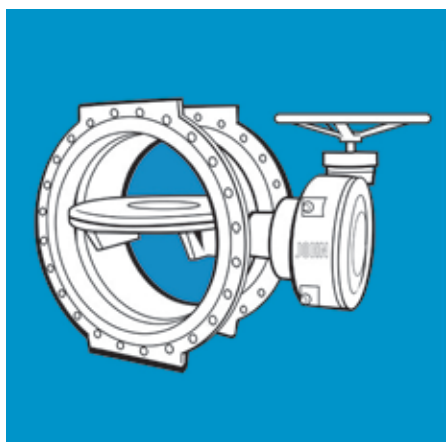
Type	Resilient seated, Lugged butterfly valve
Body Material	Ductile Iron (FBE coated)
Trim	EPDM / CF8M
Pressure Range	PN21
Size Range	DN80-DN1800
Flange Connection	AS 4087 / AS2129 Table F/ ANSI
Available Options	Gearbox operated w/hand wheel / Pneumatic/electric actuator / Chain wheel / Shaft extension.



JOHN FIG 847

BUTTERFLY VALVE

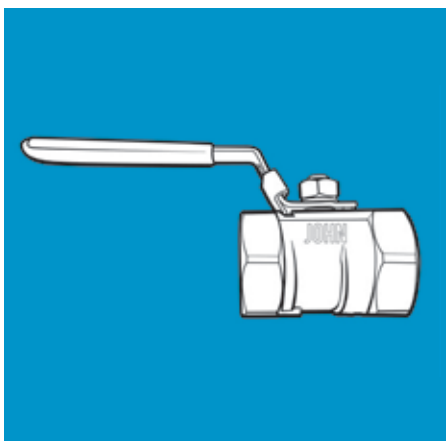
Type	PTFE seated, Lugged butterfly valve
Body Material	Ductile Iron (FBE coated)
Trim	CF8M / PFA
Pressure Range	PN10
Size Range	DN80-DN1000
Flange Connection	AS 4087 / AS2129 Table E/ ANSI
Available Options	Gearbox operated w/hand wheel / Pneumatic/electric actuator / Chain wheel / Shaft extension / PTFE seat



JOHN FIG 910

BUTTERFLY VALVE

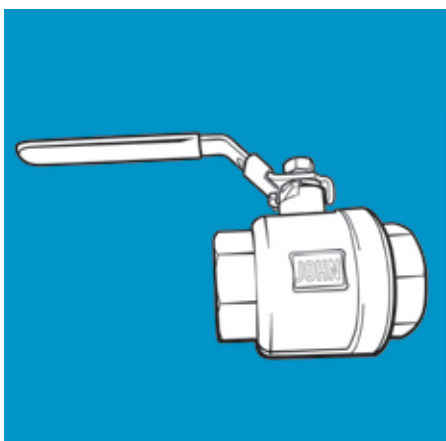
Type	Seal on disc butterfly valve
Body Material	Ductile Iron (FBE coated)
Trim	EPDM / 316 Stainless Steel
Pressure Range	PN16 / PN21 / PN35
Size Range	DN80-DN1800
Flange Connection	AS 4087 / AS2129 Table E,F & H / ANSI
Available Options	Gearbox operated w/ handwheel, Pneumatic / Electric actuator / Chain wheel / Shaft extension.



JOHN FIG 801

BALL VALVE

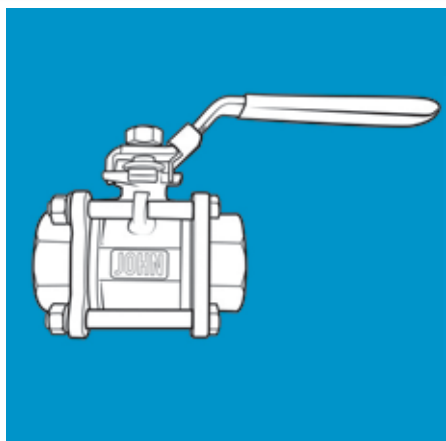
Type	One piece screwed stainless steel ball valve
Body Material	CF8M (316 Stainless Steel)
Trim	PTFE / CF8M
Pressure Range	PN69 (1000psi)
Size Range	DN8-DN50
End Connection	BSP Threaded ends
Available Options	NPT Connections



JOHN FIG 802

BALL VALVE

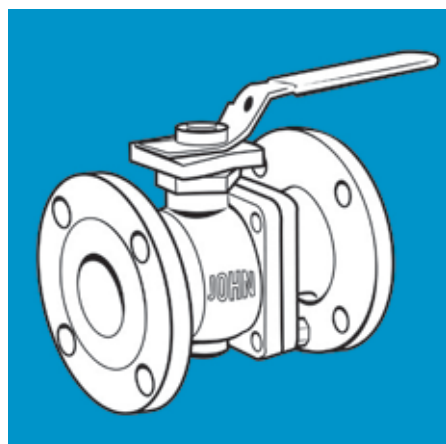
Type	Two piece screwed stainless steel ball valve
Body Material	316 Stainless Steel (CF8M)
Trim	PTFE / CF8M
Pressure Range	PN69 (1000psi)
Size Range	DN8-DN50
End Connection	BSP Threaded ends
Available Options	NPT Connections



JOHN FIG 803

BALL VALVE

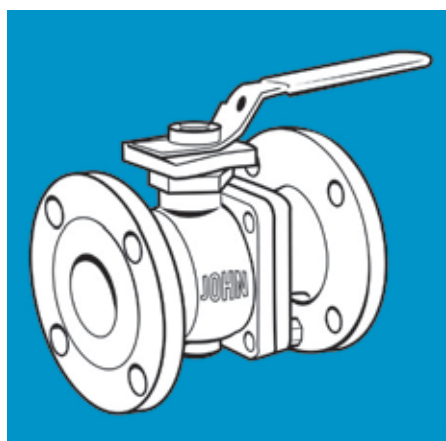
Type	Three piece screwed stainless steel ball valve
Body Material	316 Stainless Steel (CF8M)
Trim	PTFE / CF8M
Pressure Range	PN69 (1000psi)
Size Range	DN8-DN100
End Connection	BSP Threaded ends
Available Options	NPT Connections / High temperature seats / 2000 psi pressure rating.



JOHN FIG 804

BALL VALVE

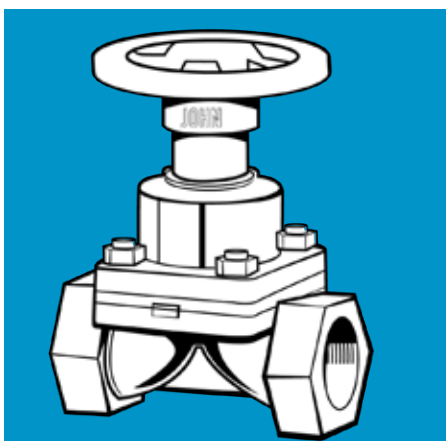
Type	Two piece flanged stainless steel ball valve
Body Material	316 Stainless Steel (CF8M)
Trim	PTFE / CF8M
Pressure Range	PN20
Size Range	DN15-DN300
Flange Connection	AS2129 Table D,E & F / ANSI
Available Options	Gear box operated / ANSI 300# & 600# / Fire safe / Other seat materials.



JOHN FIG 805

BALL VALVE


Type	Two piece flanged fire safe carbon steel ball valve
Body Material	Carbon Steel (WCB)
Trim	PTFE / CF8M (316 Stainless Steel)
Pressure Range	PN20
Size Range	DN15-DN300
Flange Connection	AS2129 Table D,E & F / ANSI
Available Options	Gear box operated / ANSI 300# & 600# / Other seat materials.



JOHN FIG 3001

DIAPHRAGM VALVE

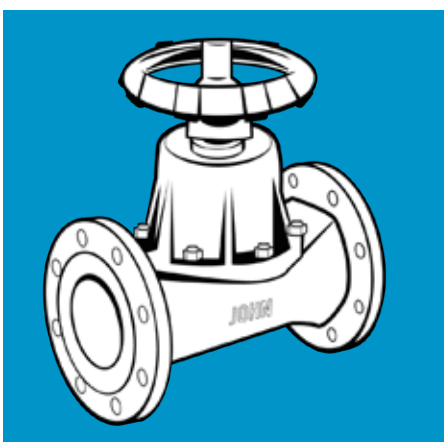
Type	Threaded weir diaphragm valve
Body Material	Cast iron
Trim	Butyl
Pressure Range	PN16
Size Range	DN15-DN50
End Connection	BSPF
Available Options	Epoxy coating / EPDM / Natural Rubber



JOHN FIG 3002

DIAPHRAGM VALVE

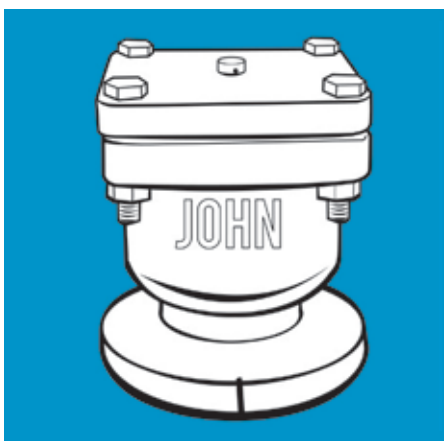
Type	Weir diaphragm valve
Body Material	Cast iron
Trim	Butyl
Pressure Range	PN16
Size Range	DN50-DN300
Flange Connection	AS2129 Table D & E / ANSI
Available Options	Epoxy coating / EPDM / Natural Rubber



JOHN FIG 3004

DIAPHRAGM VALVE

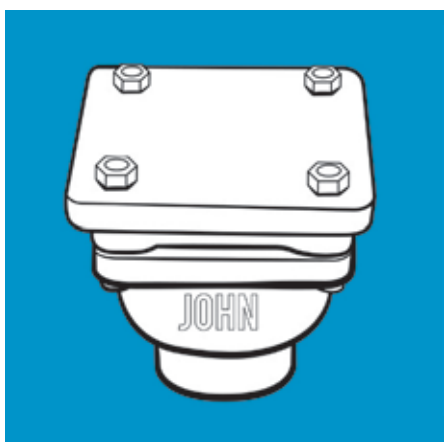
Type	Flanged straight through diaphragm valve
Body Material	Cast iron
Trim	Butyl
Pressure Range	PN16
Size Range	DN50-DN300
Flange Connection	AS2129 Table D & E / ANSI
Available Options	Epoxy coating / EPDM / Natural Rubber



JOHN FIG 761/762

AIR VALVE

Type	Automatic air valve - Small orifice
Body Material	Spheroidal graphite ductile iron
Trim	Rubber - Cedar Core
Pressure Range	PN14-PN21
Size Range	DN25-DN50
End Connection	BSPF / AS4087 / AS2129 Table E & F / ANSI
Available Options	Epoxy coating



JOHN FIG 771/772

AIR VALVE

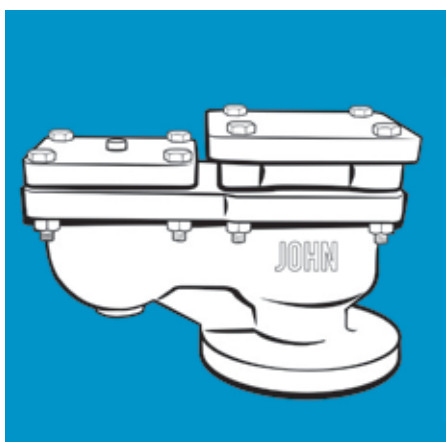
Type	Single air valve - Large orifice
Body Material	Spheroidal graphite ductile iron
Trim	Rubber - Cedar Core
Pressure Range	PN14-PN21
Size Range	DN25-DN50-DN80
End Connection	BSPF / AS4087 / AS2129 Table E & F / ANSI
Available Options	Epoxy coating



JOHN FIG 782

AIR VALVE

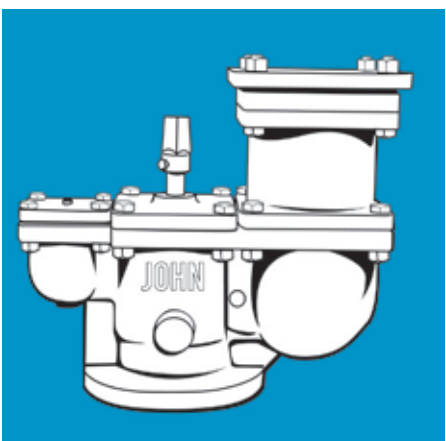
Type	Double orifice air valve
Body Material	Spheroidal graphite ductile iron
Trim	Rubber - Cedar Core
Pressure Range	PN14
Size Range	DN50
End Connection	BSPF
Available Options	Epoxy coating



JOHN FIG 784

AIR VALVE

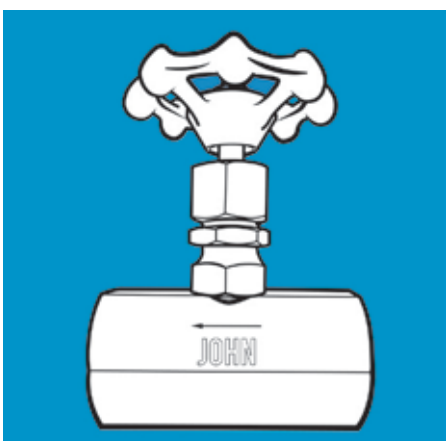
Type	Double orifice air valve
Body Material	Spheroidal graphite ductile iron
Trim	Rubber - Cedar Core
Pressure Range	PN14 / PN21
Size Range	DN50-DN80-DN100-DN150
Flange Connection	AS4087 / AS2129 Table E & F / ANSI
Available Options	Epoxy coating



JOHN FIG 794

AIR VALVE

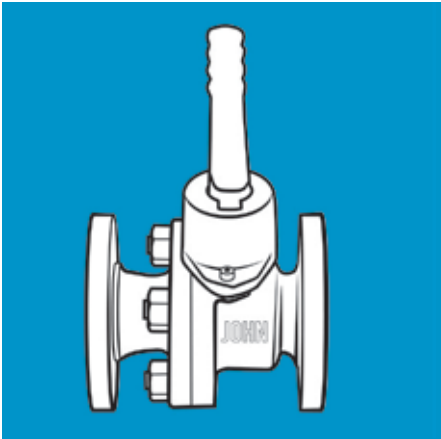
Type	Double orifice with isolation valve
Body Material	Spheroidal graphite ductile iron
Trim	Gunmetal / Rubber - Cedar Core
Pressure Range	PN14 / PN21
Size Range	DN50-DN80-DN100-DN150
Flange Connection	AS4087 / AS2129 Table E & F / ANSI
Available Options	Epoxy coating



JOHN FIG 7535

NEEDLE VALVE

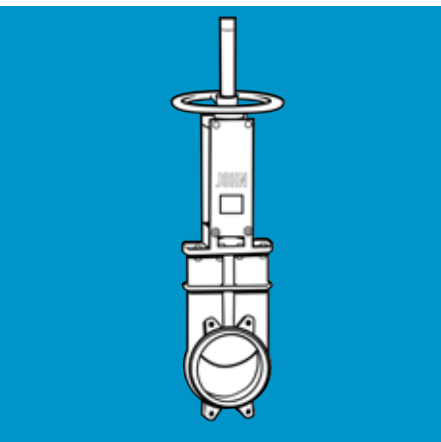
Type	Needle valve
Body Material	316 Stainless Steel
Trim	316 Stainless Steel
Pressure Range	PN40
Size Range	DN8-DN25
End Connection	BSPF / NPTF



JOHN FIG BDV

BLOW DOWN VALVE

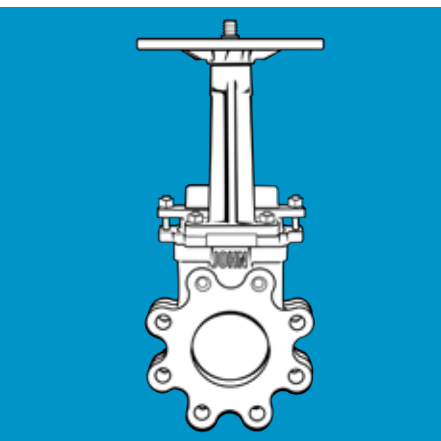
Type	Blow down valve
Body Material	Bronze
Trim	Stainless Steel / R-PTFE
Pressure Range	PN35
Size Range	DN40
Flange Connection	AS2129 Table E,F& H / ANSI



JOHN FIG 77

KNIFEGATE VALVE

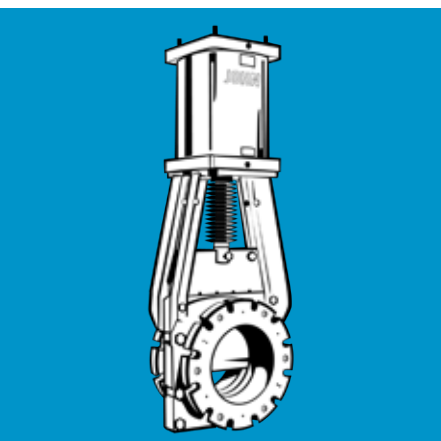
Type	Cast iron knifegate valve
Body Material	Cast iron FBE coated
Trim	316 Stainless Steel / EPDM
Pressure Range	PN3-PN10
Size Range	DN50-DN1600
Flange Connection	AS4087 / AS2129 Table E / ANSI
Available Options	Pneumatic / Electric actuators / Chainwheel / Shaft extension / Seat materials.



JOHN FIG 78

KNIFEGATE VALVE

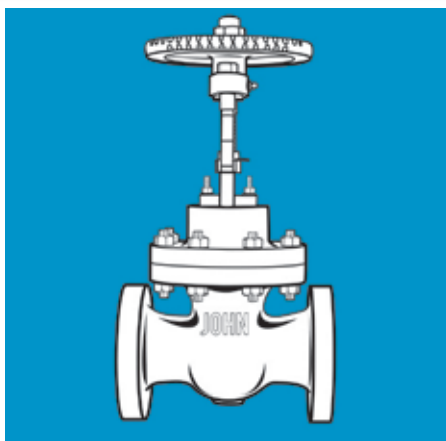
Type	Stainless steel knifegate valve
Body Material	Stainless steel (CF8M)
Trim	316 Stainless Steel / EPDM
Pressure Range	PN2-PN10
Size Range	DN50-DN1600
Flange Connection	AS4087 / AS2129 Table E / ANSI
Available Options	Pneumatic / Electric actuators / Chainwheel / Shaft extension / Seat materials.



JOHN FIG 79

KNIFEGATE VALVE

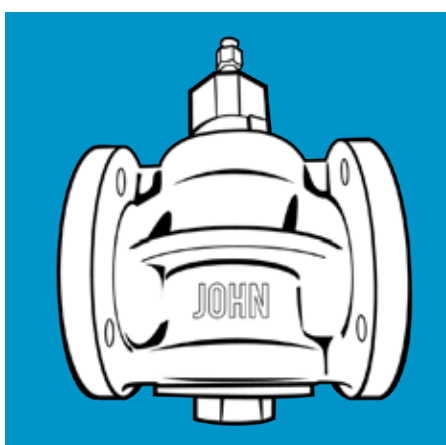
Type	Cast iron slurry knifegate valve
Body Material	Cast ductile iron
Trim	316 Stainless Steel / EPDM
Pressure Range	PN2-PN10 (High pressure on request)
Size Range	DN80-DN1500
Flange Connection	AS4087 / AS2129 Table E / ANSI / Others
Available Options	Pneumatic / Electric actuators / Chainwheel / Shaft extension / Seat materials.



JOHN FIG 316S

PARALLEL SLIDE VALVE

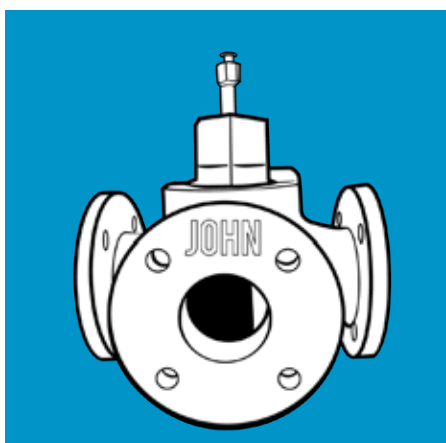
Type	Parallel slide valve
Body Material	Carbon steel (WCB)
Trim	Stellite
Pressure Range	PN48
Size Range	DN20-DN400
Flange Connection	AS2129 Table D,E,F,H & J / ANSI
Available Options	Higher pressure ratings / Trim materials.



JOHN FIG 201

PLUG VALVE

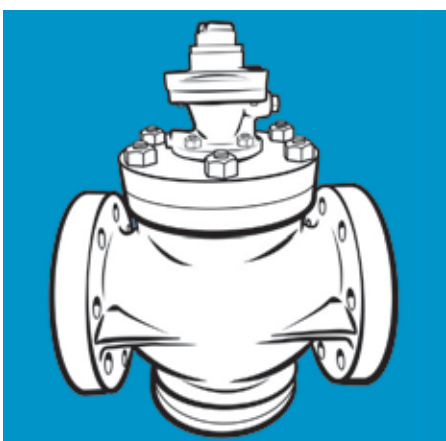
Type	Lubricated parallel plug valve
Body Material	Cast iron
Trim	Cast iron
Pressure Range	PN16
Size Range	DN80
Flange Connection	AS2129 Table E / ANSI / Other drillings available



JOHN FIG 301T / 301L

PLUG VALVE

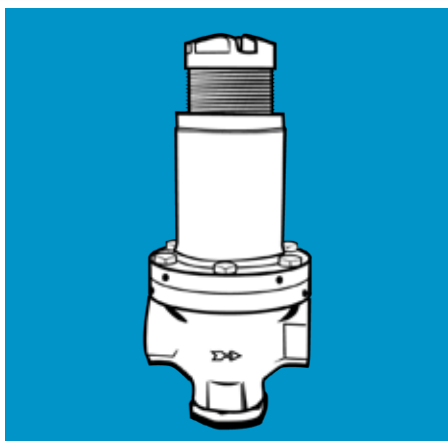
Type	3 Way lubricated plug valve
Body Material	Cast iron
Trim	Cast iron
Pressure Range	PN16
Size Range	DN80
Flange Connection	AS2129 Table E / ANSI / Other drillings available
Available Options	L-Port / T-Port



BAILEY FIG G4

REDUCING VALVE

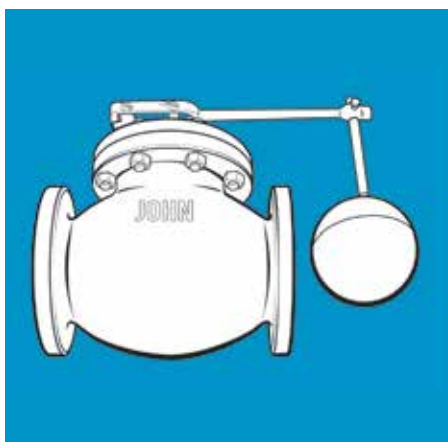
Type	Bailey reducing valve
Body Material	Bronze / Cast Iron / Carbon Steel
Trim	Stainless steel
Pressure Range	PN12 - PN40
Size Range	DN15 - DN150
End Connection	BSPF / Flanged (drilled to suit).



BAILEY CLASS T

REDUCING VALVE

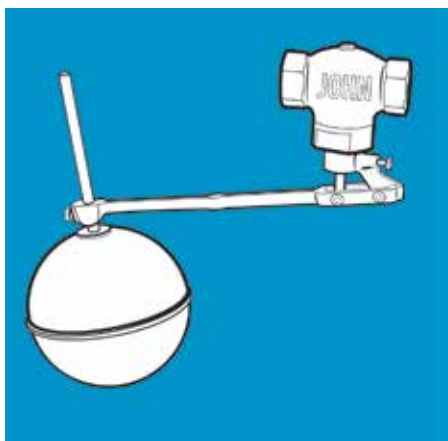
Type	Bailey Reducing Valve
Body Material	Bronze
Trim	Rubber or PTFE / Bronze
Pressure Range	Upto PN40
Size Range	DN15-DN150
End Connection	BSPF / Flanged (drilled to suit).



JOHN FIG 132

LEVEL CONTROL VALVE


Type	Level control valve
Body Material	Spheroidal graphite ductile iron
Trim	Bronze
Pressure Range	PN17
Size Range	DN80-DN200
Flange Connection	AS4087 / AS2129 Table E / ANSI
Available Options	Epoxy coating



JOHN FIG 138

LEVEL CONTROL VALVE

Type	Level control valve
Body Material	Bronze
Trim	Bronze
Pressure Range	PN17
Size Range	DN25-DN40-DN50
End Connection	BSPF



JOHN FIG 230

STEAM TRAP

Type	Inverted bucket trap
Body Material	Cast Iron
Trim	Stainless steel
Pressure Range	PN17
Size Range	DN15/DN20/DN25
End Connection	BSPF



JOHN FIG PH 720

STRAINERS

Type	Y-Strainer
Body Material	Cast Iron
Trim	Stainless steel
Pressure Range	PN16
Size Range	DN15-DN600
Flange Connection	AS4087 / AS2129 Table E / ANSI / DIN
Available Options	Mesh size made to order.



JOHN FIG YST

STRAINERS

Type	Y-Strainer
Body Material	Stainless steel
Trim	Stainless steel
Pressure Range	PN10
Size Range	DN10-DN80
End Connection	BSPF
Available Options	Mesh size made to order.



The Valve People Since 1896

HEAD OFFICE (VICTORIA)	03 5336 2113
WESTERN AUSTRALIA	08 9249 1942
QUEENSLAND	0427 748 419
SOUTH AUSTRALIA	0418 503 570
NEW SOUTH WALES	0411 749 507

johnvalves.com.au